



Ganesh College of Engineering
 Attur Main Road, Mettupatti, Salem, Tamil Nadu 636111.
 Phone: 0427-2211212
 Email: principal@ganeshenggcollege.org

INTERNAL QUALITY ASSURANCE CELL (IQAC)


FEED BACK ANALYSIS AND ACTION TAKEN REPORT-ALUMNI (2017-2018)

Ganesh College of Engineering will get regular Feedback received from the students Alumni. It addresses Syllabus Expectations and additional requirements with regard to the course level assessment. The report includes clear statement from the part of Alumni regarding admission procedure, content of the syllabus, extra learning required by the students, quality of study materials, availability of text books and reference books in the library.

There are also explanations about the availability of syllabus based e-resource, proportionality of the syllabus to the number of available hours, application level of the subjects, extend of support for higher education, inclusion of Training and Placement and the latest development in the current syllabus.

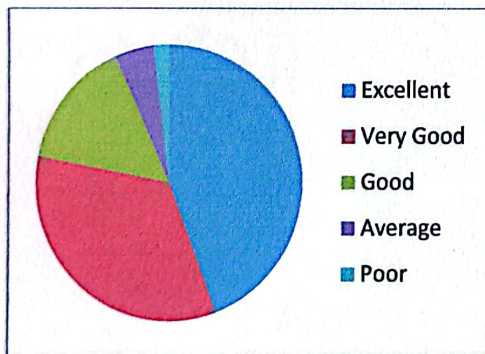
Based on the following descriptions, data were collected from the Alumni of different departments of our college. These data were pooled together and analysed. The result of the analysis provides clear understanding of the counsel of each department. The presentation of feedback analysis and summary of action taken report are as follows.

| S. No | Description | Excellent | Very Good | Good | Average | Poor |
|-------|---|-----------|-----------|-------|---------|------|
| 1 | How do you feel being an alumini of GCE? | 73.33 | 20 | 3.33 | 3.34 | 0 |
| 2 | Admission procedure. | 34.16 | 49.16 | 10 | 4.18 | 2.05 |
| 3 | Fee structure. | 46.66 | 32.5 | 18.34 | 2.5 | 0 |
| 4 | Infrastructure. | 39.16 | 35.83 | 17.5 | 4.16 | 3.35 |
| 5 | Faculty motivation during course of study. | 55.83 | 26.66 | 15 | 0.83 | 1.68 |
| 6 | Quality of study material. | 44.16 | 33.33 | 10 | 9.16 | 3.35 |
| 7 | Library facility. | 55.83 | 26.66 | 15 | 0.83 | 1.68 |
| 8 | Training and placement. | 48.33 | 26.66 | 18.33 | 5 | 1.68 |
| 9 | Hostel/common room facility. | 44.16 | 30.84 | 15 | 7.5 | 2.5 |
| 10 | Campus environment. | 37.50 | 37.50 | 20 | 2.5 | 2.5 |
| 11 | Grievance Redressal/counselling. | 41.66 | 36.66 | 17.5 | 4.18 | 0 |
| 12 | Sports/Cultural activity. | 34.16 | 38.33 | 23.33 | 2.5 | 1.68 |
| 13 | Canteen/Stationary provisions. | 37.50 | 34.16 | 21.66 | 5 | 1.68 |
| 14 | Transport facility. | 42.50 | 30.83 | 10.83 | 12.5 | 3.34 |
| 15 | How would you rate the curriculum prescribed for your degree during your term in the college? | 60.83 | 26.66 | 7.5 | 3.33 | 1.68 |
| 16 | How would you rate the quality of education imparted in the college? | 30 | 50.83 | 15 | 3.33 | 0.84 |
| 17 | How would rate the course content delivery? | 45.83 | 26.66 | 21.66 | 2.5 | 3.35 |
| 18 | How would you rate the course curriculum for fulfilling your expectations? | 40 | 38.33 | 16.66 | 3.33 | 1.68 |
| 19 | How do you rate the academic initiative | 40.83 | 31.66 | 21.66 | 5 | 0.85 |



| | | | | | | |
|----|---|-------|-------|-------|------|------|
| | taken by the college to bridge the gap between industry and academia? | | | | | |
| 20 | How would you rate any new skills learning the due course of your study (other than syllabus) | 36.66 | 34.16 | 16.66 | 3.33 | 4.19 |
| 21 | How do you rate the relevance of your degree to your present job? | 47.5 | 21.66 | 20 | 9.16 | 1.68 |
| 22 | How would you rate the following academic initiative taken by the college to improve your competence as student? Innovative teaching learning methodologies, seminars,workshops,projects,study tours etc. | 40 | 45 | 9.17 | 3.33 | 2.5 |
| 23 | How do you rate development activities organised by the college for your overall development. | 41.67 | 35.84 | 10.83 | 8.33 | 3.33 |
| 24 | How would you rate the motivation created by the syllabus to pursue post graduation / research in the particular topic? | 45 | 35 | 15 | 2.5 | 2.5 |

| Excellent | Very Good | Good | Average | Poor |
|-----------|-----------|-------|---------|------|
| 44.2 | 33.86 | 15.31 | 4.69 | 1.94 |




M. Sankaran

Co-Ordinator

IQAC

Ganesh College of Engineering
Salem.



[Signature]

PRINCIPAL

Ganesh College of Engineering,
Attur Main Road, Mettupatti,
SALEM-636 111.



INTERNAL QUALITY ASSURANCE CELL (IQAC)


FEED BACK ANALYSIS AND ACTION TAKEN REPORT-ALUMNI (2018-2019)

Ganesh College of Engineering will get regular Feedback received from the students Alumni. It addresses Syllabus Expectations and additional requirements with regard to the course level assessment. The report includes clear statement from the part of Alumni regarding admission procedure, content of the syllabus, extra learning required by the students, quality of study materials, availability of text books and reference books in the library.

There are also explanations about the availability of syllabus based e-resource, proportionality of the syllabus to the number of available hours, application level of the subjects, extend of support for higher education, inclusion of Training and Placement and the latest development in the current syllabus.

Based on the following descriptions, data were collected from the Alumni of different departments of our college. These data were pooled together and analysed. The result of the analysis provides clear understanding of the counsel of each department. The presentation of feedback analysis and summary of action taken report are as follows.

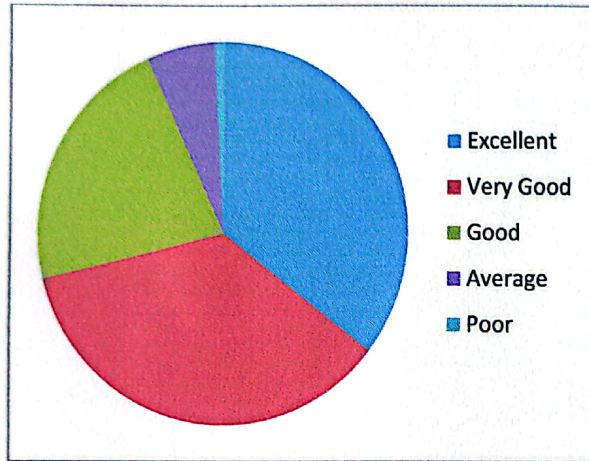
| S. No | Description | Excellent | Very Good | Good | Average | Poor |
|-------|--|-----------|-----------|-------|---------|------|
| 1 | How do you feel being an alumini of GCE? | 47.93 | 32.23 | 19.02 | 0.82 | 0 |
| 2 | Admission procedure. | 27.29 | 49.58 | 18.18 | 4.95 | 0 |
| 3 | Fee structure. | 37.19 | 22.31 | 33.88 | 5.8 | 0.82 |
| 4 | Infrastructure. | 44.62 | 32.23 | 16.54 | 6.61 | 0 |
| 5 | Faculty motivation during course of study. | 42.14 | 36.36 | 16.52 | 4.13 | 0.85 |
| 6 | Quality of study material. | 44.62 | 25.61 | 20.66 | 7.43 | 1.65 |
| 7 | Library facility. | 34.71 | 38.84 | 23.14 | 3.31 | 0 |
| 8 | Training and placement. | 33.88 | 37.22 | 19 | 7.43 | 2.47 |
| 9 | Hostel/common room facility. | 28.09 | 41.34 | 27.27 | 3.3 | 0 |



| | | | | | | |
|----|---|-------|-------|-------|-------|------|
| 10 | Campus environment. | 34.71 | 31.40 | 27.29 | 4.95 | 1.65 |
| 11 | Grievance Redressal/counselling. | 36.36 | 33.88 | 24.79 | 4.97 | 0 |
| 12 | Sports/Cultural activity. | 36.36 | 30.57 | 23.96 | 8.29 | 0.82 |
| 13 | Canteen/Stationary provisions. | 32.23 | 33.07 | 23.96 | 9.09 | 1.65 |
| 14 | Transport facility. | 35.53 | 30.57 | 22.34 | 9.91 | 1.65 |
| 15 | How would you rate the curriculum prescribed for your degree during your term in the college? | 35.53 | 49.58 | 10.74 | 4.15 | 0 |
| 16 | How would you rate the quality of education imparted in the college? | 32.26 | 42.97 | 21.48 | 0.82 | 2.47 |
| 17 | How would rate the course content delivery? | 24.79 | 45.45 | 26.47 | 2.47 | 0.82 |
| 18 | How would you rate the course curriculum for fulfilling your expectations? | 33.88 | 39.66 | 19 | 7.46 | 0 |
| 19 | How do you rate the academic initiative taken by the college to bridge the gap between industry and academia? | 33.05 | 38.84 | 22.31 | 3.33 | 2.47 |
| 20 | How would you rate any new skills learning the due course of your study (other than syllabus) | 33.05 | 30.57 | 27.27 | 7.46 | 1.65 |
| 21 | How do you rate the relevance of your degree to your present job? | 42.14 | 27.27 | 21.48 | 7.43 | 1.68 |
| 22 | How would you rate the following academic initiative taken by the college to improve your competence as student? Innovative teaching learning methodologies, seminars,workshops,projects,study tours etc. | 42.67 | 30.57 | 21.48 | 5.78 | 0 |
| 23 | How do you rate development activities organised by the college for your overall development. | 30.57 | 37.19 | 21.48 | 9.94 | 0.82 |
| 24 | How would you rate the motivation created by the syllabus to pursue post graduation / research in the particular topic? | 28.95 | 39.66 | 19 | 12.39 | 0 |




| Excellent | Very Good | Good | Average | Poor |
|-----------|-----------|-------|---------|------|
| 35.5 | 35.64 | 22.03 | 5.94 | 0.89 |



R. Sankar

Co-Ordinator
IQAC
Ganesh College of Engineering
Salem.



[Signature]

PRINCIPAL
Ganesh College of Engineering,
Attur Main Road, Mettupatti,
SALEM-636 111.



INTERNAL QUALITY ASSURANCE CELL (IQAC)


FEED BACK ANALYSIS AND ACTION TAKEN REPORT-ALUMNI (2019-2020)

Ganesh College of Engineering will get regular Feedback received from the students Alumni. It addresses Syllabus Expectations and additional requirements with regard to the course level assessment. The report includes clear statement from the part of Alumni regarding admission procedure, content of the syllabus, extra learning required by the students, quality of study materials, availability of text books and reference books in the library.

There are also explanations about the availability of syllabus based e-resource, proportionality of the syllabus to the number of available hours, application level of the subjects, extend of support for higher education, inclusion of Training and Placement and the latest development in the current syllabus.

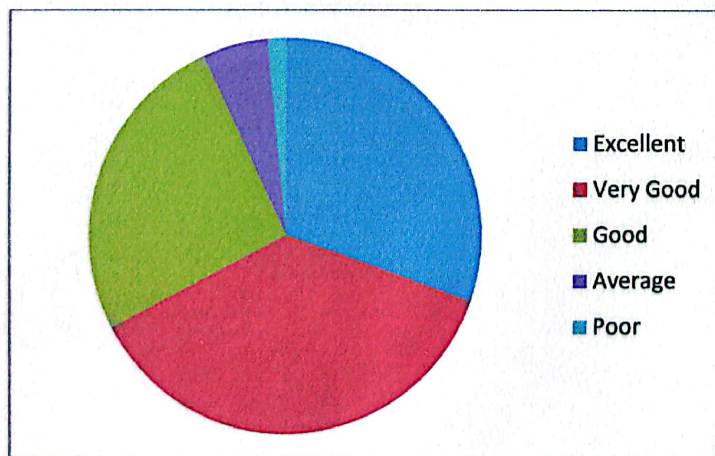
Based on the following descriptions, data were collected from the Alumni of different departments of our college. These data were pooled together and analysed. The result of the analysis provides clear understanding of the counsel of each department. The presentation of feedback analysis and summary of action taken report are as follows.

| S. No | Description | Excellent | Very Good | Good | Average | Poor |
|-------|---|-----------|-----------|-------|---------|------|
| 1 | How do you feel being an alumini of GCE? | 45.96 | 37.09 | 16.12 | 0.83 | 0 |
| 2 | Admission procedure. | 35.25 | 38.74 | 22.56 | 6.45 | 0 |
| 3 | Fee structure. | 29.86 | 33.06 | 29.83 | 5.64 | 1.61 |
| 4 | Infrastructure. | 31.45 | 33.06 | 28.22 | 5.64 | 1.63 |
| 5 | Faculty motivation during course of study. | 37.09 | 35.48 | 21.77 | 4.03 | 1.63 |
| 6 | Quality of study material. | 35.48 | 36.29 | 20.16 | 7.15 | 0.82 |
| 7 | Library facility. | 29.83 | 40.32 | 23.38 | 3.22 | 3.25 |
| 8 | Training and placement. | 31.45 | 43.54 | 16.95 | 8.06 | 0 |
| 9 | Hostel/common room facility. | 33.06 | 31.45 | 30.64 | 1.61 | 3.24 |
| 10 | Campus environment. | 37.09 | 30.64 | 25 | 6.45 | 0.82 |
| 11 | Grievance Redressal/counselling. | 27.41 | 41.12 | 28.22 | 1.62 | 1.63 |
| 12 | Sports/Cultural activity. | 29.03 | 30.64 | 29.03 | 8.27 | 2.43 |
| 13 | Canteen/Stationary provisions. | 24.19 | 43.54 | 23.38 | 6.45 | 2.44 |
| 14 | Transport facility. | 28.22 | 24.19 | 37.90 | 8.06 | 1.63 |
| 15 | How would you rate the curriculum prescribed for your degree during your term in the college? | 39.51 | 44.35 | 13.70 | 2.44 | 0 |



| | | | | | | |
|----|--|-------|-------|-------|------|------|
| 16 | How would you rate the quality of education imparted in the college? | 19.35 | 44.35 | 29.03 | 5.64 | 1.63 |
| 17 | How would rate the course content delivery? | 27.41 | 37.90 | 29.03 | 3.22 | 2.44 |
| 18 | How would you rate the course curriculum for fulfilling your expectations? | 22.58 | 39.51 | 29.03 | 7.25 | 1.63 |
| 19 | How do you rate the academic initiative taken by the college to bridge the gap between industry and academia? | 25 | 37.90 | 31.45 | 4.82 | 0.83 |
| 20 | How would you rate any new skills learning the due course of your study (other than syllabus) | 30.64 | 27.90 | 22.58 | 7.25 | 1.63 |
| 21 | How do you rate the relevance of your degree to your present job? | 27.41 | 38.70 | 26.61 | 4.83 | 2.45 |
| 22 | How would you rate the following academic initiative taken by the college to improve your competence as student? Innovative teaching learning methodologies, seminars, workshops, projects, study tours etc. | 28.22 | 37.93 | 24.19 | 7.25 | 2.41 |
| 23 | How do you rate development activities organised by the college for your overall development. | 32.25 | 33.06 | 29.83 | 4.03 | 0.83 |
| 24 | How would you rate the motivation created by the syllabus to pursue post graduation / research in the particular topic? | 23.38 | 36.29 | 29.83 | 8.06 | 3.24 |

| Excellent | Very Good | Good | Average | Poor |
|-----------|-----------|-------|---------|------|
| 30.34 | 36.96 | 25.74 | 5.38 | 1.58 |



M. Sankar
Co-Ordinator

IQAC

Ganesh College of Engineering
Salem.



[Signature]
PRINCIPAL
Ganesh College of Engineering
Attur Main Road, Mettupatti,
SALEM-636 111.



INTERNAL QUALITY ASSURANCE CELL (IQAC)

FEED BACK ANALYSIS AND ACTION TAKEN REPORT-ALUMNI (2020-2021)

Ganesh College of Engineering will get regular Feedback received from the students Alumni. It addresses Syllabus Expectations and additional requirements with regard to the course level assessment. The report includes clear statement from the part of Alumni regarding admission procedure, content of the syllabus, extra learning required by the students, quality of study materials, availability of text books and reference books in the library.

There are also explanations about the availability of syllabus based e-resource, proportionality of the syllabus to the number of available hours, application level of the subjects, extend of support for higher education, inclusion of Training and Placement and the latest development in the current syllabus.

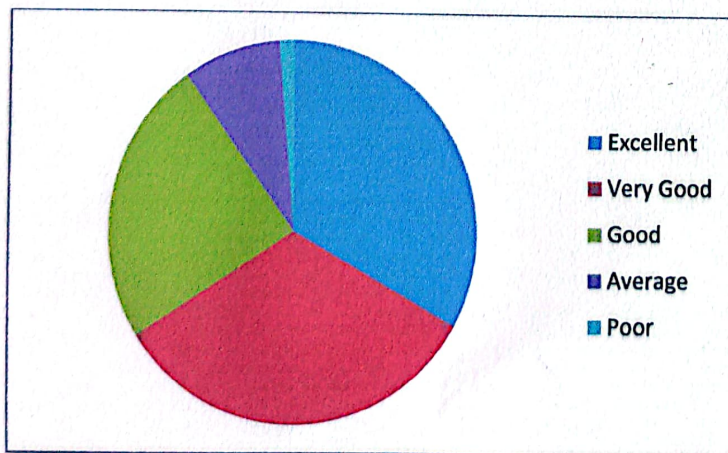
Based on the following descriptions, data were collected from the Alumni of different departments of our college. These data were pooled together and analysed. The result of the analysis provides clear understanding of the counsel of each department. The presentation of feedback analysis and summary of action taken report are as follows.

| S. No | Description | Excellent | Very Good | Good | Average | Poor |
|-------|---|-----------|-----------|-------|---------|------|
| 1 | How do you feel being an alumini of BCSM? | 43.24 | 31.53 | 25.23 | 0 | 0 |
| 2 | Admission procedure. | 28.82 | 38.73 | 19.81 | 12.64 | 0 |
| 3 | Fee structure. | 29.72 | 28.82 | 39.66 | 1.8 | 0 |
| 4 | Infrastructure. | 33.33 | 32.43 | 18.01 | 14.41 | 1.82 |
| 5 | Faculty motivation during course of study. | 36.93 | 36.03 | 21.62 | 2.71 | 2.71 |
| 6 | Quality of study material. | 39.64 | 23.42 | 18.92 | 14.41 | 3.61 |
| 7 | Library facility. | 36.94 | 27.93 | 28.83 | 4.5 | 1.8 |
| 8 | Training and placement. | 32.43 | 37.83 | 17.11 | 11.73 | 0.9 |
| 9 | Hostel/common room facility. | 32.43 | 28.82 | 34.25 | 4.5 | 0 |
| 10 | Campus environment. | 36.93 | 32.43 | 15.31 | 12.61 | 2.72 |
| 11 | Grievance Redressal/counselling. | 31.53 | 31.53 | 32.43 | 4.51 | 0 |
| 12 | Sports/Cultural activity. | 29.72 | 35.13 | 19.81 | 13.51 | 1.83 |
| 13 | Canteen/Stationary provisions. | 29.72 | 29.72 | 34.23 | 2.7 | 3.63 |
| 14 | Transport facility. | 28.82 | 31.53 | 20.72 | 17.11 | 1.82 |
| 15 | How would you rate the curriculum prescribed for your degree during your term in the college? | 41.44 | 33.33 | 23.43 | 1.8 | 0 |



| | | | | | | |
|----|--|-------|-------|-------|-------|------|
| 16 | How would you rate the quality of education imparted in the college? | 27.92 | 41.48 | 18.9 | 11.7 | 0 |
| 17 | How would rate the course content delivery? | 29.72 | 28.83 | 32.43 | 8.12 | 0.9 |
| 18 | How would you rate the course curriculum for fulfilling your expectations? | 34.23 | 32.43 | 22.52 | 9.9 | 0.92 |
| 19 | How do you rate the academic initiative taken by the college to bridge the gap between industry and academia? | 32.43 | 38.73 | 19.84 | 9 | 0 |
| 20 | How would you rate any new skills learning the due course of your study (other than syllabus) | 27.92 | 37.83 | 21.62 | 12.63 | 0 |
| 21 | How do you rate the relevance of your degree to your present job? | 35.13 | 22.54 | 33.33 | 5.4 | 3.6 |
| 22 | How would you rate the following academic initiative taken by the college to improve your competence as student? Innovative teaching learning methodologies, seminars, workshops, projects, study tours etc. | 31.53 | 44.14 | 12.63 | 9.92 | 1.8 |
| 23 | How do you rate development activities organised by the college for your overall development. | 36.93 | 29.72 | 23.42 | 7.2 | 2.73 |
| 24 | How would you rate the motivation created by the syllabus to pursue post graduation / research in the particular topic? | 24.3 | 36.97 | 24.32 | 12.61 | 1.8 |


| Excellent | Very Good | Good | Average | Poor |
|-----------|-----------|-------|---------|------|
| 32.99 | 32.99 | 24.09 | 8.58 | 1.35 |



M. Sankar
Co-Ordinator

IQAC

**Ganesh College of Engineering
Salem.**



[Signature]

PRINCIPAL

**Ganesh College of Engineering,
Attur Main Road, Mettupatti,
SALEM-636 111.**



INTERNAL QUALITY ASSURANCE CELL (IQAC)


FEED BACK ANALYSIS AND ACTION TAKEN REPORT-ALUMNI (2021-2022)

Ganesh College of Engineering will get regular Feedback received from the students Alumni. It addresses Syllabus Expectations and additional requirements with regard to the course level assessment. The report includes clear statement from the part of Alumni regarding admission procedure, content of the syllabus, extra learning required by the students, quality of study materials, availability of text books and reference books in the library.

There are also explanations about the availability of syllabus based e-resource, proportionality of the syllabus to the number of available hours, application level of the subjects, extend of support for higher education, inclusion of Training and Placement and the latest development in the current syllabus.

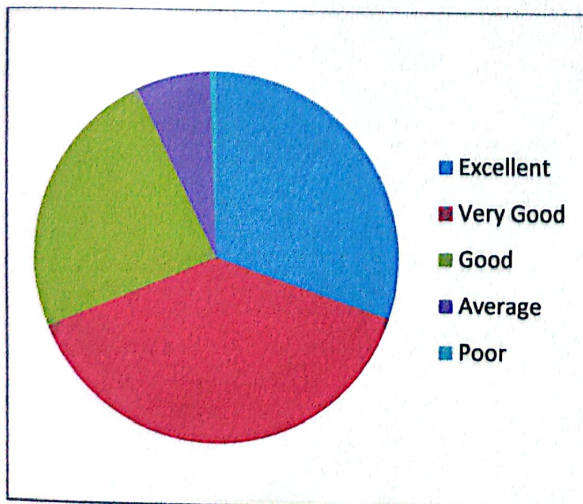
Based on the following descriptions, data were collected from the Alumni of different departments of our college. These data were pooled together and analysed. The result of the analysis provides clear understanding of the counsel of each department. The presentation of feedback analysis and summary of action taken report are as follows.

| S. No | Description | Excellent | Very Good | Good | Average | Poor |
|-------|---|-----------|-----------|-------|---------|------|
| 1 | How do you feel being an alumini of BCSM? | 34.14 | 52.03 | 12.19 | 1.64 | 0 |
| 2 | Admission procedure. | 34.14 | 37.39 | 22.26 | 4.87 | 0.84 |
| 3 | Fee structure. | 30.89 | 30.89 | 34.95 | 3.27 | 0 |
| 4 | Infrastructure. | 30.08 | 41.46 | 21.13 | 6.50 | 0.83 |
| 5 | Faculty motivation during course of study. | 32.52 | 39.02 | 20.32 | 7.31 | 0.83 |
| 6 | Quality of study material. | 34.95 | 29.26 | 21.95 | 13.84 | 0 |
| 7 | Library facility. | 27.64 | 53.65 | 13.82 | 4.89 | 0 |
| 8 | Training and placement. | 30.08 | 34.95 | 27.64 | 7.33 | 0 |
| 9 | Hostel/common room facility. | 28.45 | 41.46 | 24.39 | 5.70 | 0 |
| 10 | Campus environment. | 30.89 | 37.39 | 28.45 | 2.43 | 0.81 |
| 11 | Grievance Redressal/counselling. | 30.89 | 42.27 | 22.76 | 2.43 | 1.62 |
| 12 | Sports/Cultural activity. | 26.82 | 37.39 | 28.45 | 7.34 | 0 |
| 13 | Canteen/Stationary provisions. | 22.76 | 39.03 | 29.26 | 8.96 | 0.81 |
| 14 | Transport facility. | 30.08 | 30.08 | 30.89 | 8.95 | 0.81 |
| 15 | How would you rate the curriculum prescribed for your degree during your term in the college? | 31.70 | 43.01 | 24.39 | 0.81 | 0 |





| | | | | | | |
|----|--|-------|-------|-------|-------|------|
| 16 | How would you rate the quality of education imparted in the college? | 34.95 | 39.83 | 17.88 | 6.9 | 0.44 |
| 17 | How would rate the course content delivery? | 28.45 | 39.83 | 27.64 | 3.25 | 0.83 |
| 18 | How would you rate the course curriculum for fulfilling your expectations? | 32.52 | 26.84 | 25.20 | 14.63 | 0.81 |
| 19 | How do you rate the academic initiative taken by the college to bridge the gap between industry and academia? | 27.64 | 40.65 | 2.95 | 8.95 | 0.81 |
| 20 | How would you rate any new skills learning the due course of your study (other than syllabus) | 27.64 | 41.48 | 23.57 | 7.31 | 0 |
| 21 | How do you rate the relevance of your degree to your present job? | 30.08 | 34.95 | 23.57 | 8.15 | 3.25 |
| 22 | How would you rate the following academic initiative taken by the college to improve your competence as student? Innovative teaching learning methodologies, seminars, workshops, projects, study tours etc. | 34.14 | 34.95 | 25.23 | 4.87 | 0.81 |
| 23 | How do you rate development activities organised by the college for your overall development. | 24.39 | 42.27 | 26.01 | 7.33 | 0 |
| 24 | How would you rate the motivation created by the syllabus to pursue post graduation / research in the particular topic? | 28.45 | 35.77 | 22.78 | 13 | 0 |

| Excellent | Very Good | Good | Average | Poor |
|-----------|-----------|-------|---------|------|
| 30.18 | 38.58 | 24.05 | 6.6 | 0.59 |



M. Sankar
 Co-Ordinator
 IQAC
 Ganesh College of Engineering
 Salem.



[Signature]
 PRINCIPAL
 Ganesh College of Engineering,
 Attur Main Road, Mettupatti,
 SALEM-636 111.